

# YALE AVIATION NEWSLETTER

May 2026

## UPCOMING EVENTS

- **NEAM (New England Air Museum) May 16<sup>th</sup> Top Gun Day - SATURDAY, MAY 16, 10AM - 2PM.** We Love Our Members & Top Gun Day. Feel the need for speed for the 40th anniversary of Top Gun with photo ops, a view of our F-14 Tomcat in our Storage Hangar, slingshot jets, and more!
- **NEAM Memorial Day Open Cockpit - 25% Off Admission. Monday May 25, 10 am to 2 pm.** Join us for Memorial Day at the museum with an Open Cockpit Day! Check out our new aircraft- the Gnat, enjoy 25% off admission, visit our Storage Hangar, and more! Discount for in-person tickets.
- **KHVN Tower Tour** – YA is coordinating tours of the New Haven tower every few months, where you can learn fun facts like only 1/3 of the 407 towered airports in the US are staffed by federal employees.... Interested in joining the next tour? Email [secretary@yaleaviation.org](mailto:secretary@yaleaviation.org).
- **WINGs Topic of the Quarter (Airwork / Proficiency Maneuvers)** – schedule with **Dave Pecoraro** or **Laura Baldwin** to complete this flight activity at a reduced rate. Contact [secretary@yaleaviation.org](mailto:secretary@yaleaviation.org) for more details.

## PILOTS...

### Call for Volunteers!

Our flying club depends on the contributions of all its members. Which of the following committees would YOU like to join?

- Maintenance – Dan MacDonald, James Kachinski, Bill Hotch
- Safety – Jan Cirillo, David Maass
- Education / Newsletter – Laura Baldwin, David Maass
- Activities (social and fly-outs) – Stephen Montano, Mark Donovan

## Wash & Wax

Thanks to the many hands that made (relatively) light work of cleaning our airplanes last month! They positively gleamed afterwards. And a huge thank-you to **Stephen Montano** for organizing the food and cleaning supplies – once again!!







### **ACE Discovery Flights**

Huge thanks to **Josh Snow** and **Michael Quiello** for making the ACE (Aviation Career Exploration) discovery flights possible. We took more than forty 6<sup>th</sup>, 7<sup>th</sup> and 8<sup>th</sup> graders on a trip in the pattern, with an assist from Lila Pettes of HVNAC and the tower manager Rodger Felty! Thank you also to **Santo** and **Bill Hotch** for helping with airport escort for the kids to their tower tours. Check out the local news coverage [HERE](#). Until next year!!!

---

**Safety Pilots:** Below are listed members who are anxious to keep their skills, and yours, sharp!

Joel D'Angelo	<a href="mailto:dangelojoel@gmail.com">dangelojoel@gmail.com</a>	203-631-1098
Dan Macdonald	<a href="mailto:Dmac936@gmail.com">Dmac936@gmail.com</a>	203-788-6320
Josh Snow	<a href="mailto:joshua.r.snow@medtronic.com">joshua.r.snow@medtronic.com</a>	203-804-4845
Laura Baldwin	<a href="mailto:lfbaldwin@aol.com">lfbaldwin@aol.com</a>	203-517-5409
Paul Cleary	<a href="mailto:paul.cleary@yale.edu">paul.cleary@yale.edu</a>	203-415-2402
Santo Galatioto	<a href="mailto:santoyale@gmail.com">santoyale@gmail.com</a>	203-710-2730

---

# FIFA World Cup 2026 is a No Drone Zone



**FIFA WORLD CUP 2026™**  
**NO DRONE ZONE**

- **Fines:** Civil penalties up to **\$75,000** per violation, criminal fines up to **\$100,000**.
- **Confiscation:** The FBI is authorized to use specialized mitigation tools to intercept and seize your drone.
- **Criminal Prosecution:** Violators may face federal criminal charges and immediate arrest.



**FAA's Safety Plan for FIFA World Cup 2026™ | Federal Aviation Administration**  
[faa.gov/fifaworldcup2026](http://faa.gov/fifaworldcup2026)

**tfr.faa.gov**



**B4UFLY**  
[bit.ly/b4uflly](http://bit.ly/b4uflly)



Federal Aviation Administration



### Caution when flying towards New Jersey

The Bedminster TFR may be in effect! For more information check out here:  
[https://drive.google.com/file/d/1fl6zwmWEcdp0UM6KIBvGcm\\_ZNdX0nYqu/view](https://drive.google.com/file/d/1fl6zwmWEcdp0UM6KIBvGcm_ZNdX0nYqu/view)



**Prepare for your Flight Review!** Check out this link for information on AOPA's Focused Flight Review Program: <https://www.aopa.org/training-and-safety/active-pilots/focused-flight-review>

Those of you who've accumulated more hours than you might likely fly please consider donating to the club – it is tax deductible!!

**Help keep Yale Aviation alive in the future as it was for you!**

**... & PLANES**

**YOU can help us invest in avionics & lighting upgrades by donating to the club [HERE](#). Please consider making a tax-deductible gift to our 501(c)3 organization!**

***Please be sure to be careful with landings – remember you can always go around!***

**N6297J** – the landing light is fixed! However issues with starting and cylinder 2 continue to plague us. We are now working on a burnt valve repair...

Remember:

- This aircraft has ADS-B out (*NOT in, though*) which means you might want to fly with your iPad connected to the Stratus2 in the airplane for traffic awareness.
- **PLEASE leave the Stratus2 UNPLUGGED when you complete a flight, as inadvertently leaving it on and plugged in will drain the airplane's battery!**
- Remember that IAT listed on the JPI gives you a readout of carburetor temp.
- The locks for this aircraft are touchy, especially the baggage key, which is the one with the red plastic sleeve. The key will go in both right-side up AND upside down – flip it around if you find that some gentle jiggling doesn't result in a closed (or opened) baggage door.

**We have gathered a few online videos to help with orientation for the avionics in 6297J:**

Sporty's G500 overview: <https://www.youtube.com/watch?v=6AFqG5RunA>

Sporty's sponsored Garmin webinar (2-3-2021) GFC 500 autopilot: <https://www.youtube.com/watch?v=g4YGFbYhoMk>

Garmin webinar (Apr 2020) on G500 (more emphasis on G5 interface): <https://www.youtube.com/watch?v=nQMWC5Aq1JM>

Garmin430: <https://www.youtube.com/watch?v=RRU8vVle-cQ>

Mike Jesch Garmin 430 tutorials: <https://www.youtube.com/watch?v=vdXQkNg5ho4>

JPI 830 Engine Monitor Overview: <https://www.youtube.com/watch?v=QrLXYsEBW5A>;  
<https://www.youtube.com/watch?v=a8P15IPU9bc>

Leaning with the JPI 830, setting fuel flow usage, and alarms: [https://www.youtube.com/watch?v=U\\_yWDBfptCc](https://www.youtube.com/watch?v=U_yWDBfptCc)

**N55044** is A-OK, with the continuing issues of the combined strobe and beacon switch. Occasionally the ADS-B takes a while to pick up a GPS signal. Try taxiing to the compass rose – that seems to help.

N55044 has one electronic magneto which ALWAYS needs at least 8.5 volts of power from the alternator or battery in order to function. For that reason, **do NOT continue to operate the airplane if the alternator is offline**. Unlike with two traditional magnetos, the functioning of this engine is not entirely independent of the electrical system. The efficiency and reliability of the spark is worth this operational change.

**Updating our Garmin databases** - When you turn on the avionics in N55044 always hit the "update" softkey on the GTN650 unit to be sure that the databases are continuously updated.

Also, please do the VOR check any time you fly. We still need this check every 30 days in case there is a GPS outage when flying IFR. Do this for your fellow pilots!

**HOW WE TREAT OUR AIRPLANES!** When you arrive at the airport, you should expect the aircraft to be in good condition. If the aircraft is not up to this standard, please let maintenance officer **Dan Macdonald (203-788-6320)** know so he can improve matters.

**AIRPLANE NOTES:**

Remember: **you MUST have two (2) people** to remove the cowling on 55044 or 6297J to prevent scrapes and chips.

- **NO METAL OBJECTS ON THE GLARE SHIELDS!** Headsets, lap boards - as tempting as it is, they can scratch the plexiglass, so please find another spot to keep these objects while doing preflight.
- **Oil:** Add a couple ounces of **Camguard** when you add a quart of oil, **and be sure to mark this down on the clipboard.** And PLEASE – just finger-tight when closing the dipstick so that others do not need to use pliers to check the oil!!
- ALL instruments turned off when manipulating the Master switch – ***particularly important for doing the hot mag check at shut-down***, since an unexpected electrical surge could fry delicate avionics equipment left on.
- **CAREFUL WITH THE BRAKES, ESPECIALLY THE RIGHT RUDDER TOE-BRAKE!!** We are seeing “flat spots” often seen on the tires of both airplanes, in particular the right tire. **Heels on the floor, and no toes on the brakes both taking off AND landing!!**
- **Tire pressure** should be 24lb on the mains and 18lb for the nosewheel, fyi.
- Before you leave the airplane after your flight, be sure the
  - **gust lock is in position**
  - **window closed**
  - **aircraft locked** (*both baggage compartment AND door*)
  - **Cover on.** Due to construction at the airport, **please use the airplane covers always**, unless you SEE another member using the airplane after you. And remember that **the strap at the back should go BEHIND the step** to ensure the cover remains securely in place.
  - **the nose-plug cord is ahead of the prop**, so the nose-plugs will pull free if the engine is started with them in place.
  - **Tie down airplanes securely, with proper knots, taut lines, and no spare length of rope that can whip around in the wind.** Please ask if you need a demo or some practice in this vital area of airplane security.



**Be sure to leave our airplanes secure and clean** – just like YOU would like to find them!

### Notices to our aviators – Maintenance Squawks:

**Dan Macdonald** (cell: 203-788-6320) is the primary point of contact for airplane maintenance issues. A Maintenance Committee has been formed that consists of **Dan, James Kachinski and Bill Hotch** who will work together to resolve issues with the airplanes. **Please text Dan if you note something amiss – no discrepancy is too small!**

If you note a discrepancy with one of our aircraft please be sure to complete this **three-step process:**

1. **Enter it on paper in the aircraft**, making a short note or comment. You can include more detail on FC.
2. **Enter it in Flight Circle**: Manage > Aircraft > Squawks > Create Discrepancy **OR** when checking in a flight ... go to the schedule, click on the reservation, Check in > Squawks tab > New Squawk.
3. **Notify Dan Macdonald** by text or phone call.



**A few tips/reminders for using Flight Circle, our online scheduling and billing system:**

- If the Hobbs number is changing, **PLEASE use the number it is changing to** in your calculations. More flight time in your logbook! This is a club policy – ANY part of a number showing means that number should be used!
- If your preferred time-slot is not available, we encourage you to make a **BACKUP reservation** instead of a PRIMARY one – there is a pull-down menu for “Reservation Type” to change this selection. You will get an email or text notification if your reserved time comes free.
- Dispatch your flight **before/during the pre-flight**, and check it back in upon returning. Once checked in, your reservation will be grayed out, which will allow other members to reserve the airplane, **even if you reserved the airplane for more time.**

**Auto-Schedule monthly payments on your account for your convenience and ours!**

If you have any questions or problems, please contact our Billing Officer **Josh Snow**, [joshsnow97@gmail.com](mailto:joshsnow97@gmail.com) or call/text him at 203-804-4845. You can also contact **Laura Baldwin** [secretary@yaleaviation.org](mailto:secretary@yaleaviation.org) or **Mark Donovan** [president@yaleaviation.org](mailto:president@yaleaviation.org).

## **Old Pilot Quotations**

**God does not subtract from man’s allotted time the hours spent while flying, but He exacts harsh penalties for those who do not learn to land properly.**

**The difference between fear and terror: fear is when your calculations show you may not have enough fuel to make it to your destination. Terror is when you realize you were right.**

**Mommy, I want to grow up and be a pilot. Honey, you can’t do both.**

**When you see a tree in the clouds, it’s not good news.**

**Heaven is crowded with civilian pilots who did not get their Instrument Rating and/or understand air density.**

Events

# FRI / SAT / SUN - JUNE 5-7, 2026

# WARBIRD WEEKEND





COMMEMORATIVE AIR FORCE

◀ **P-51D Mustang**  
 \$4500 - (40 Min)  
 \$2500 - (20 Min)

◀ **PT-13 Stearman**  
 \$375 - (20 Min)

◀ **T-6 Texan**  
 \$895 - (40 Min.)  
 \$475 - (20 Min.)

◀ **C-45 Expeditor**  
 \$295 - (Copilot)  
 \$150 - (Cabin)

**BOOK YOUR FLIGHT TODAY!**

AIRPOWERTOUR.ORG  
(972)-387-2924



TIME	ADMISSION			
<b>9</b> <small>AM</small> to <b>4</b> <small>PM</small>	<b>\$10</b> ADULTS	<b>\$7</b> VETERANS	<b>\$5</b> KIDS 6+	<i>KIDS UNDER AGE 6 FREE!</i>

225 B MAIN ST, STRATFORD, CT



**CONNECTICUT AIR & SPACE CENTER**

www.CTAIRANDSPACE.org

Facebook: /CTAIRANDSPACE Instagram: /CTAIRANDSPACE

## Webinars

### Watch Out For Those Hot Spots!

**Jenny Settle, Margit McKee**

**Qualifies for FAA WINGS credit**

**Saturday, May 16, 2026, 10:00 AM EST**

This webinar addresses runway safety operations in Class B, C, and D airspace with emphasis on hot spots, airport diagrams, and ATC clearances. Participants will learn practical preflight and taxi procedures to reduce runway incursions and improve operational safety.

[Register](#)

### Summer Is Almost Here! - Time to Increase Your Summertime Aviation Weather Wisdom

**Raul E. Cisneros and Kerwyn Texeira, NOAA**

**Qualifies for FAA WINGS credit**

**Wednesday, May 20, 2026, 7:00 PM EST**

This webinar focuses on safe summer flying and available pre-flight weather planning tools. NOAA Meteorologist Kerwyn Texeira discusses weather hazards, planning resources, and answers weather-related questions as time permits.

[Register](#)

### Protecting Ourselves From an Inadvertent Stall

**Brian Sagi**

**Qualifies for FAA WINGS credit**

**Wednesday, May 27, 2026, 8:00 PM EST**

Inadvertent stalls remain a leading contributor to fatal aviation accidents and often appear very differently from the stalls practiced during FAA checkrides. Brian Sagi explains what aerodynamic stalls really are, how to recognize an approaching stall, and how pilots can better protect themselves from inadvertent stalls.

[Register](#)

### Wildlife Strikes - The Aviation Impact

**Noel Myers, USDA**

**Qualifies for FAA WINGS credit**

**Wednesday, June 3, 2026, 2:00 PM EST**

USDA State Director Noel Myers discusses the operational and economic impact of wildlife strikes on aviation safety. The webinar covers mitigation strategies, Part 139 wildlife assessment requirements, and methods to reduce potentially fatal wildlife collisions.

[Register](#)

## Education and Training

Savvy Aviation (owned by Mike Busch, one of the best-known aircraft maintenance experts in general aviation) is offering a free 8-hour Maintenance Training Course geared towards pilots who want to understand what's really happening to their airplane. A&P mechanics with Inspection Authorization who need 8 hours of FAA-accepted training annually also use this course. The 8-hour video-based online course reflects Savvy's evidence-based approach to maintenance and focuses on practical, real-world decision-making rather than rote compliance. It includes Reliability-Centered Maintenance (RCM), principles of effective troubleshooting, engine monitor data analysis, borescope inspections, real-world troubleshooting scenarios and more. Learn more about it at [certified.savvyaviation.org](https://certified.savvyaviation.org).



**GA MAINTENANCE TRAINING COURSE**



These [short \(2 minutes or less\) tips](#) offer useful advice from top experts. Topics include airmanship, IFR, weather, avionics, emergencies, technique and more. Practical lessons that build confidence and proficiency. See why over 200,000 pilots subscribe to get the tips plus useful resources, videos and downloads. Sign up for weekly email notifications.

## Gadgets & Software

### GADGETS

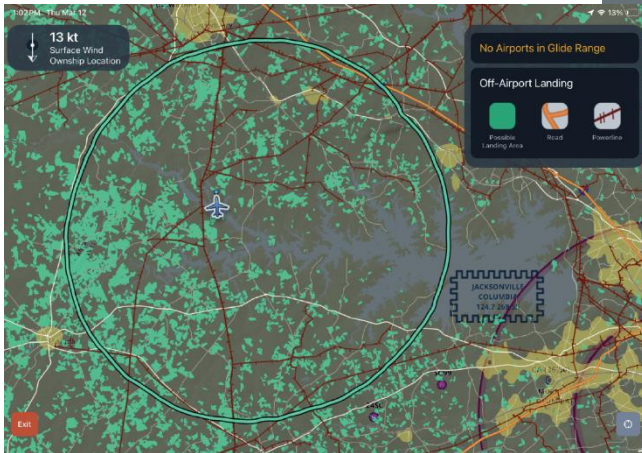
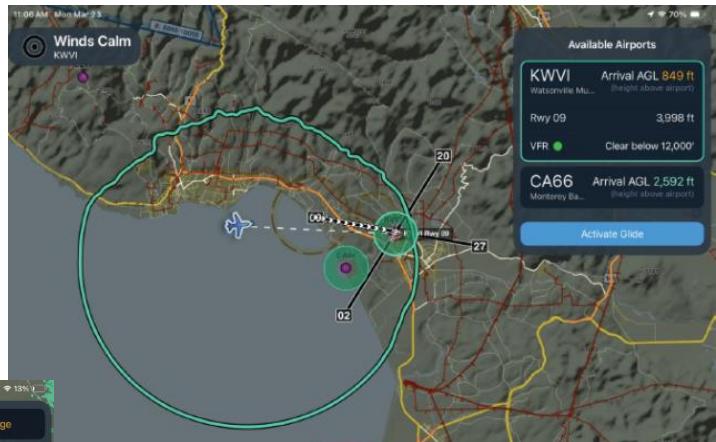


**Best Earplugs for Pilots** - Pilots are at higher risk of hearing damage because we operate in noisy environments. To protect our ears, many pilots opt to use earplugs while on the ramp and in the cockpit. FLYING magazine reviews 6 different earplugs for specific aviation use cases [here](#), including ideal use case, sizes, noise reaction ratings, reusability, case availability and special features.

### SOFTWARE

#### Emergency Glide Mode in ForeFlight

Foreflight has added a new tool to its software that automatically identifies all available landing spots, either on or off-airport, during an engine failure. This simplifies the “B” in the emergency ABCDE checklist by highlighting all potential Best Landing spots within glide range for the aircraft’s current altitude, airspeed, and



winds. In addition to nearby airports, it also uses topographical data to identify all potential off-airport landing sites greater than 1,000 foot long considering type of terrain, infrastructure (such as powerlines), distance from obstacles, surface grade, and tree canopy density. When no airport is reachable, it immediately identifies the most promising sites, gets your eyes outside and lets you decide on the best landing site faster with more and better information.

### TWEED NEWS - Tower

**NOISE ABATEMENT PROCEDURES:** The Tweed-New Haven Airport is bounded to the West and East by suburban communities and to the South by sensitive wetlands. Please adhere to the following procedures to help us be the best neighbors and stewards of the land as possible:

- Departing Runway 20, fly runway heading until crossing the shoreline before making any turns.
- Departing Runway 2, fly runway heading to 1,000 feet before making any turns.
- No touch-and-goes late at night or early morning (ie from 2200 local to 0700 local, 0800 local on Sundays).





Tower is trying to be efficient with departures and arrivals. With this in mind they are asking small GA to complete their runup and pre-takeoff procedures before calling for taxi instructions. This can be accomplished at the compass rose, near taxiway G. Since this is the non-movement area, there is no need to advise Ground that you are repositioning to the compass rose for runup.

---

### TSA Badges –

If you are checked out to be PIC of one of our airplanes, you will need a T3 security badge for KHVN to access the aircraft.

And finally! **Online badging has begun at Tweed!!**

Should you need a badge, contact one of our signatories below with your first name, last name, email and phone number. They will then initiate a badge application:

1. **Laura Baldwin** (203-517-5409, [lfbaldwin@aol.com](mailto:lfbaldwin@aol.com))
2. **Santo Galatioto** (203-710-2730, [santoyale@gmail.com](mailto:santoyale@gmail.com)).

After being initiated, you will receive notification to complete the application. All starred fields are required. Once completed, the signatories will be notified for review & sign-off of the application.

Once a badge application has been filled out by the applicant and signed off by the signatory, the airport will set up the badge applicant as a Portal User, they can then log on to the portal ([portal.aerosimple.com](http://portal.aerosimple.com)) with their phone number, and visit Training on the Main Menu. My Trainings and Security Training will be listed under Active. Once they Start, the Status will update from New to In Progress. Be sure you press the **Save** button on each video! After the Quiz, press the **Mark as Completed** button. The training will move to the Completed column.

Next step is to use the online portal to schedule an appointment with the badging office for review of your IDs & to take a picture if necessary. The office is now located in the offices above the arrivals area, fyi. You will need two forms of ID (passport and driver's license work really well) that will be reviewed by Badging - **AT LEAST ONE NEEDS TO BE A PASSPORT, SOCIAL SECURITY CARD OR BIRTH CERTIFICATE.**

Once security receives a "pass" from the security threat assessment, ID badges can be issued.

New badges are \$75 (card payment only) and renewals BEFORE THE OLD CARD IS EXPIRED are \$50, which we will need to do every year in our birthday month. Be sure to have your old badge with you, plus the two forms of government issued ID you used for your application.

If someone isn't compliant, their badge will be disabled and they will have to attend a training class to have it re-enabled and usable. **Tweed is quite serious about everyone having and using their security badge** – pilots without badges will be escorted from the airport and will not be able to fly!!!


**ONLINE -**

**Yale Aviation** is on Facebook - be sure to post photos, ask questions of fellow pilots, encourage those who are working their way through ratings and exams, or see if you can organize a passenger on your next flight. We have opened this group so that your friends (and prospective members?) can see what we are all about.

**YA MERCHANDISE!** Check out our two online “storefronts” for purchasing YA-logged merchandise! One is located at Customized Girl (<http://www.customizedgirl.com/s/yaleaviationmerch>) and one at Zazzle (<https://www.zazzle.com/s/yale+aviation>). Zazzle in particular has some new items (t-shirts, ornaments, bag tags), so check it out!

What you order from these locations will be delivered directly to you.

Contact Laura Baldwin ([lfaldwin@aol.com](mailto:lfaldwin@aol.com)) if you have any questions or have ideas for additional merchandise!



**SIMULATOR(S) -**

Our simulator lives in the New Haven Aviation Center -- the HVN-based flight school! The new model was generously donated by **Jay Leboff**, who founded and runs STEMPilot, a Waterbury company dedicated to teaching math and science through the excitement of aviation.

The system uses Lockheed Martin **Prepar3D software** and Logitech hardware, including a yoke and rudder pedals together with a switch panel, radio panels, an autopilot panel and a multipurpose display.

**New Haven Aviation Center** has agreed to host the YA simulator in the classroom space of their offices at Robinson Aviation. **To book the simulator, call or text Laura Baldwin (203-517-5409) for access.**

**Redbird LD Sim at KMMK!**  
Fully loggable at \$80/hr.  
  
Contact Meriden Aviation Center  
203-648-4870 to schedule some  
time.



*The Yale Aviation Newsletter goes out to the membership on the 15<sup>th</sup> of every month. Please let me know if you have any news, suggestions, or comments:*

[Secretary@yaleaviation.org](mailto:Secretary@yaleaviation.org)

Laura Baldwin, Secretary