

YALE AVIATION NEWSLETTER

May 2016

UPCOMING EVENTS –

- For personal reasons, **Charlie Skelton** is taking some time off from his instructional, chief pilot, and chief maintenance officer duties, while retaining his billing and new member ones. Hal from Robinson Maintenance will be handling squawks on the airplanes. Please be sure to contact Hal (or fellow mechanics Paul & Bob) as you would have Charlie should you note something wrong with either aircraft – the contact information will be on the new squawk sheet.
- **Wednesday, May 25**, check out the free class on **Departures** at Three Wing, KBDR. “There are 7 formal kinds on Departures, from Normal VFR to the Diverse Vector Area. Then there comes the time when you must create your own, or you are going to fly in uncontrolled airspace where the rules are very different. This topic is pertinent to both VFR and IFR pilots.” Call to reserve a spot!
- **Wash & Wax:** We will be doing our next Wash & Wax for our airplanes on Saturday, June 25, 9 am, so prepare yourselves for washing, eating, and hangar stories (also waxing)....
- Also in June: **the ARC (Air Race Classic) from June 21-24**. Women pilots will fly from Embry Riddle in Arizona to Daytona Beach, Florida. Check out their progress at their website: <http://www.airraceclassic.org/>
- **ATTENTION REGARDING CALLOUT FEES!** We like to encourage our members to take the airplanes and make use of them, but PLEASE remember that if you find you need to have fuel for the planes or take them in or out of the hangars afterhours, this will result in a **CALLOUT FEE of \$150** that will be charged to Yale Aviation and passed on to you. The easiest way to avoid these fees – and work well with the kind line folks at Robinson – is **FOR YOU** to let the Robinson front desk know well ahead of time if you need fuel or wish to use the airplanes early or late. Please be as considerate as you can of their time and efforts.

PILOTS...

Joel D’Angelo soloed April 22, 2016 – back in the air after years on pause!

DEPARTURES



VFR **IFR**
NIGHT **LOW VISIBILITY**

FREE CLASS

Earn WINGS Credit

Roger Ameden, CFI

Wednesday, May 25

7 – 9 pm

Sign up with Gina or Kinga

 **Three Wing Aviation**
GROUP LLC
400 Great Meadow Rd
Stratford, CT 06615
Phone: 203-375-5795



IFR “Cloud Crowd” met on Sunday, April 17 at Robinson. A Pilot Workshop scenario was used to encourage our discussion of how to handle a plane that suddenly has a load of ice. Thanks to Ian Green for lending his years of experience to the conversation. The Crowd will meet again in September.

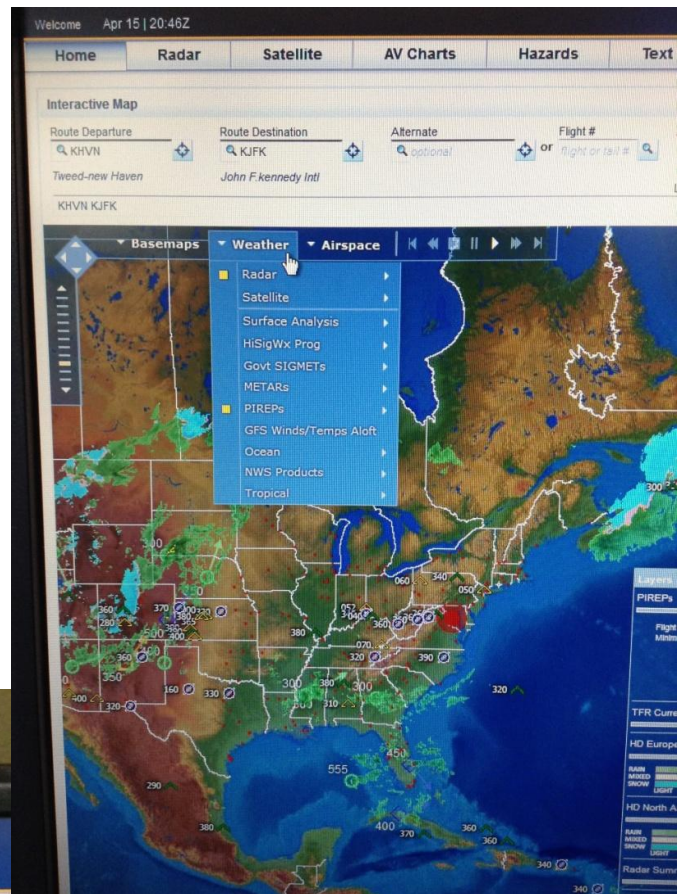
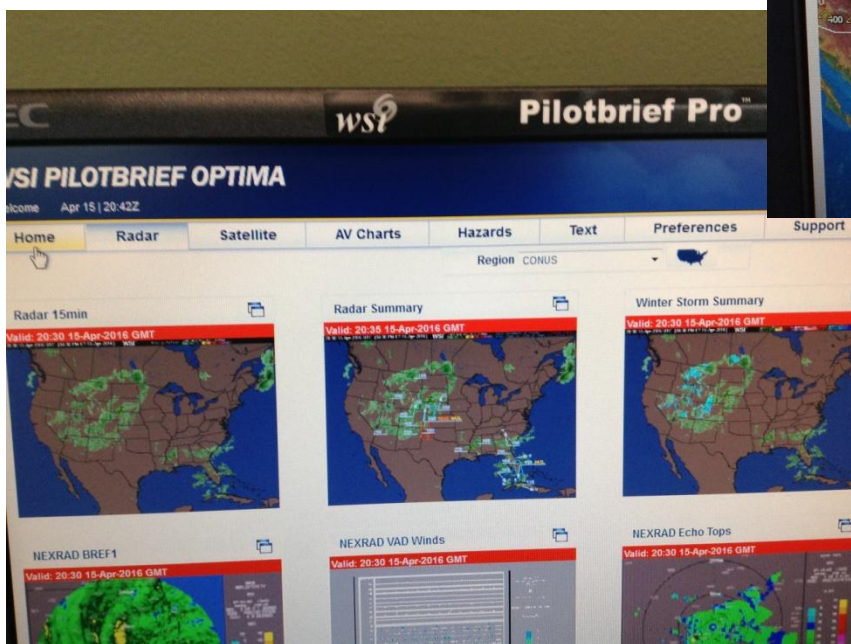
About 30% of **RCO's (Remote Communication Outlets)** are being decommissioned by the end of 2017. Note: in the list for CT, only Chester will remain:

3B9 CHESTER CT 122.2500 N 41 23 00.00 W 072 30 23.00 Retain
HVN NEW HAVEN CT 122.0000 N 41 16 08.00 W 072 53 28.00 Remove
BDR STRATFORD CT 122.2000 N 41 09 41.00 W 073 07 05.00 Remove
BDL WINDSOR LOCKS CT 122.3000 N 41 56 22.00 W 072 40 29.00 Remove

WSI PilotBrief –

If you have wondered what the heck happened to your faithful computer weather at Robinson, chalk it up to improvement. The WSI software Robinson subscribes to has been updated, and below I give you a short primer on where to find the info you have always gotten from the old system....

- 1) The Area Forecast, PIREPs, TFRs: Things are organized a bit differently with this upgrade. Across the top you will see tabs such as Home, Radar, Satellite, AV Charts, Hazards, Text, etc. Clicking on the first tab HOME will bring up a graphical depiction of the area's weather. Pull-down menus at the top of the map will load the map with various additional info. Find PIREPS

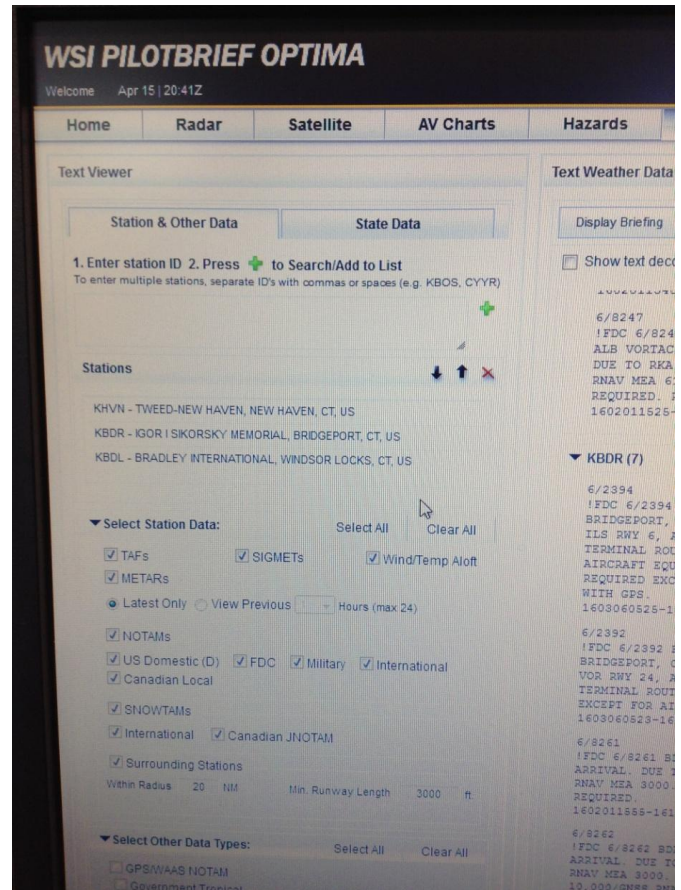


under “Weather” (see right) and TFRs under “Airspace”. You can also load the map with graphical depictions of metars, sigmets, etc.

- 2) AV Charts: Various prognostic charts are found under AV CHARTS. Be sure to scroll down, as your favorite

chart may have been moved farther down on the screen than you are used to.

- 3) TAFs, METARS, Winds aloft, NOTAMs: The TEXT tab will pull up a form that must be filled out before proceeding. In the top left of the page, there is a box into which you put the airport IDs on which you want textual information. Click the green “plus” symbol to add those airports into your search. BE SURE TO INCLUDE BRADLEY or you will not get winds aloft info! Once you have your airports of interest loaded in, you can see the information on the right side of the screen under “Display Briefing”. Once again, be sure to scroll down, as items such as Winds Aloft are found towards the end of the display.



Those of you who've accumulated more hours than you might likely fly please consider donating to the club – it is tax deductible!! **Help keep Yale Aviation alive in the future as it was for you!**

... & PLANES

32028 is A-OK, and has 50 hrs until its next 100 hour.

55044 is A-OK. There is an issue to be watched with the brake fluid on the left main oleo – be sure to note if you see fluid dripping. An intermittent push-to-talk issue is being addressed. The next 100 hr will be at Robinson, since the corrosion program will NOT be started just yet to give the paint more time to cure. Only 21 hours to go to the 100 hour!!!

- **Remember:** to tie down the airplanes after landing. If leaving the aircraft for more than a few minutes, be sure to apply the brake and lock the airplane.

ONLY remove the cowling when you have at least two (2) people. Scrapes and chips have already been noted in our new paint job, and this is most probable when you try to remove the cowling with one person only!

STRATUX IN OUR AIRPLANES – You may have noted that 55044 is carrying a lovely plastic bin in the baggae compartment for organizing our gear (thanks to **Gus Zupka**, I understand). In addition, both planes have small plastic containers with a Stratux, an aviation weather and traffic receiver, one built by **Raj V-J** and the other by **Seth Kyle**. The instructions (written on the receiver) are fairly simple, but do require some attention.

Stratux Checklist:

- 1) Plug the Stratux into a cell phone battery or charger (you can use the Velcro strap to bind them together for convenience) using the cable included.
- 2) Open the wifi connections setting on your device and connect to the Stratux wireless. It will take a minute to connect, fyi.
- 3) Open your flight program of choice (Foreflight, WingX, Fly-Q EFB, etc).
- 4) The antenna is magnetic, and DOES NOT need to be extended.
- 5) At about pattern altitude, weather and limited traffic should be received.
- 6) THERE IS NO GPS. (For GPS information you need a GPS unit, such as a Dual 150.)
- 7) **This does NOT eliminate the need to scan for traffic!**
- 8) To shut down, disconnect the battery/charger and store back in the Stratux case.



Feel free to use these Stratux – they are for our members!

AVIATION EDUCATION & NEWS –

THE A/FD HAS BEEN RENAMED! Do you have your **Chart Supplement**?

<http://www.aopa.org/News-and-Video/All-News/2016/March/15/Familiar-green-AFDs-disappear>

"Oxford IMC Club Meeting"

Topic: Scenario Based Instrument Learning & Discussion
On Wednesday, May 11, 2016 at 19:00 Eastern Daylight Time

Location:
Key Air Conference Room, Oxford Airport
288 Christian Street
Oxford, CT 06478

Select Number:

EA6368699

Description: IMC & the Oxford Flying Club offer this organized "hangar flying" which is focused on building proficiency in instrument flying. We believe that safety and proficiency are developed through shared experiences. Our monthly meetings use real world scenarios to engage and allow our members & guests to share and build their experience. You do not have to be instrument rated to attend. Click on the link below and register TODAY.

To view further details and registration information for this seminar, [click here](#).

The sponsor for this seminar is: **FAASTeam, EA-63 FSDO**

The FAA Safety Team (FAASTeam) is committed to providing equal access to this meeting/event for all participants. If you need alternative formats or services because of a disability, please communicate your request as soon as possible with the person in the 'Contact Information' area of the meeting/event notice. Note that two weeks is usually required to arrange services.

The following credit(s) are available for the WINGS/AMT Programs:

Basic Knowledge 3 - 1 Credit

"FREE WEBINAR - Best Tricks Tips and Sites for Self Briefing"

Topic: Tricks, tips and best sites for conducting a safe self briefing.

On Wednesday, May 11, 2016 at 19:00 Eastern Daylight Time

Location:
ONLINE ONLY--Webinar
16501 Sherman Way
Van Nuys, CA 91406

Select Number:

WP0168900

Description: In this 90 minute webinar, Delia Colvin, aviation weather expert, international bestselling author and 15 year veteran of Air Traffic Control will walk you through her favorite sites and tools for conducting a SAFE self briefing;

- Learn the 8 MUST CHECK points to any brief

- What extremely hazardous weather pilots doesn't qualify as an "Adverse Condition"
- 4 Features of 1800wxbrief you may not know about
- The proposed replacement for Area Forecast
- The best forecast tool available
- Fantastic new tools that could save your life
- Tips for assessing unforecast severe weather

alternative formats or services because of a disability, please communicate your request as soon as possible with the person in the 'Contact Information' area of the meeting/event notice. Note that two weeks is usually required to arrange services.

The following credit(s) are available for the WINGS/AMT Programs:

Basic Knowledge 3 - 1 Credit
 Advanced Knowledge 1 - 1 Credit
 Master Knowledge 2 - 1 Credit

[Click here to register today!](#) To view further details and registration information for this seminar, [click here.](#)

The sponsor for this seminar is: **FAASTeam**. The FAA Safety Team (FAASTeam) is committed to providing equal access to this meeting/event for all participants. If you need

PODCASTS & APPS & GADGETS– Please send me your favorite app, tech toy, video or podcast suggestion to share!

An impressive demonstration of the power of wind:

<http://www.boldmethod.com/blog/video/2016/04/planes-get-blown-off-the-runway-in-microburst/>

TWEED NEWS -



The New Haven Tower will have some radar coverage starting June 4. This is a "TRACON repeater", and advisory only. No squawk codes or radar service, but some additional safety!

Approval of a number of grant applications means progress both for sound insulation fencing and the **reconstruction of runways 14/32** (along with taxiways A, F and G). This project is due to be completed in 2018.

John Olsen at Airport Ops is looking for approval soon on the new **RNAV R20 approach**....

TSA Badges – Need a new badge?? Remember that for the procedure you must have a completed application signed by our TSA signatory, **Laura Baldwin** (203-966-8499, lfaldwin@aol.com). Once that is done, you call KATHY GRANT (203-466-8833 ext 109) over at WEST ramp to make an appointment to take training, have your fingerprints taken, pay your fee of \$30 (cash or check made out to "HVN") and have your new badge issued. **The same fee will also apply for renewals this year due to the fingerprinting!** Be sure to have your old badge plus two forms of government issued ID, at least one with a photo. Tweed is becoming quite serious about everyone having and using their security badge – fair warning!

ONLINE -

Yale Aviation is on Facebook - be sure to post photos, ask questions of fellow pilots, encourage those who are working their way through ratings and exams, or see if you can organize a passenger on your next flight. We have opened this group so that your friends (and prospective members?) can see what we are all about. Remember pictures can also be posted on our Yale Aviation website at www.YaleAviation.org. **Tom Sobocinski**, our Webmaster, has updated the site to include a gallery of names and faces, current Newsletters and the full 12-serie Yale Aviation, Inc History by **Hank Galpin**. Check it out!!! **IF YOU DON'T LIKE YOUR PICTURE, PLEASE SEND ME A BETTER ONE!**



YA MERCHANDISE!

Check out our two online “storefronts” for purchasing YA-logoed merchandise! One is located at Customized Girl (<http://www.customizedgirl.com/s/yaleaviationmerch>) and one at Zazzle (<http://www.zazzle.com/yaleaviationstore>).

What you order from these locations will be delivered directly to you, PLUS a portion of the sales will come back to the club. Contact Laura Baldwin (lfbaldwin@aol.com) if you have any questions or have ideas for additional merchandise!



we
all



We're taking part in **Sporty's Flying Club Rebate Program** which means we will receive cash back for our club on your purchases from Sporty's. Every time you make a regular purchase at Sporty's – either online, at 800.SPORTYS, or in their store – we will receive a 5% cash rebate, using your email to link these purchases to our club.

Of course, this program is a great way for Sporty's to steer business their way, but we have an opportunity to also reap the benefit. With your participation, this will be a win-win for all of us. Go to sportys.com or call 800-SPORTYS – no special code needed.

If you have a friend or family member who buys presents for you, be sure to let me know so I can get them added to our club list. Anyone who is NOT on that list will not get us our rebate, even if they are buying for someone on the list!!

SIMULATOR -

The simulator is **currently located in room 211** at 17 Hillhouse Ave., but it will be moving. Anyone needing simulator access should e-mail **Ty Kamp** (tahia.kamp@yale.edu) the alpha-numeric code on the back of their Yale IDs. Those without Yale IDs need to enter with Charlie, who can arrange access.



The Yale Aviation Newsletter goes out to the membership on the 15th of every month. Please let me know if you have any news, suggestions, or comments:

YASecretary@aol.com

Laura Baldwin, Secretary